


Ornate French “Tibaud” 1679



Plevel Harpsichord



Pleyel top view



Sabathil side view




Sabathil jacks



Sabathil jacks



Sabathil bridges



Sabathil “Historic”



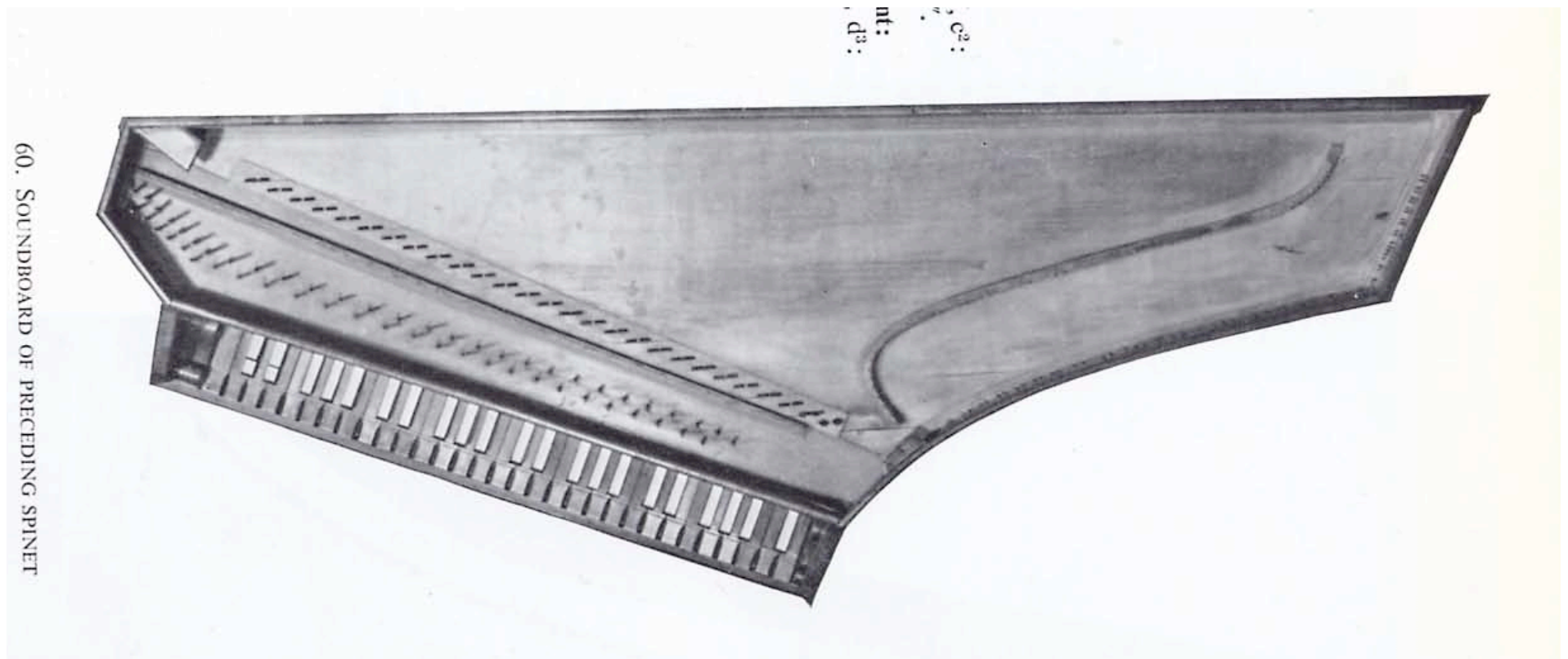
Zuckermann 5' “Z-box”



Zuckermann Virginal



Bentside spinet top



60. SOUNDBOARD OF PRECEDING SPINET

Bentside spinet front




Zuckermann Flemish



Hubbard French Double



Bracing and Ribbing



Soundboard, edge-view



Close-up



Bridges and Nuts



Top View with Strings



Bridge side View with Strings



Back-pinning



Keys, lower keyboard



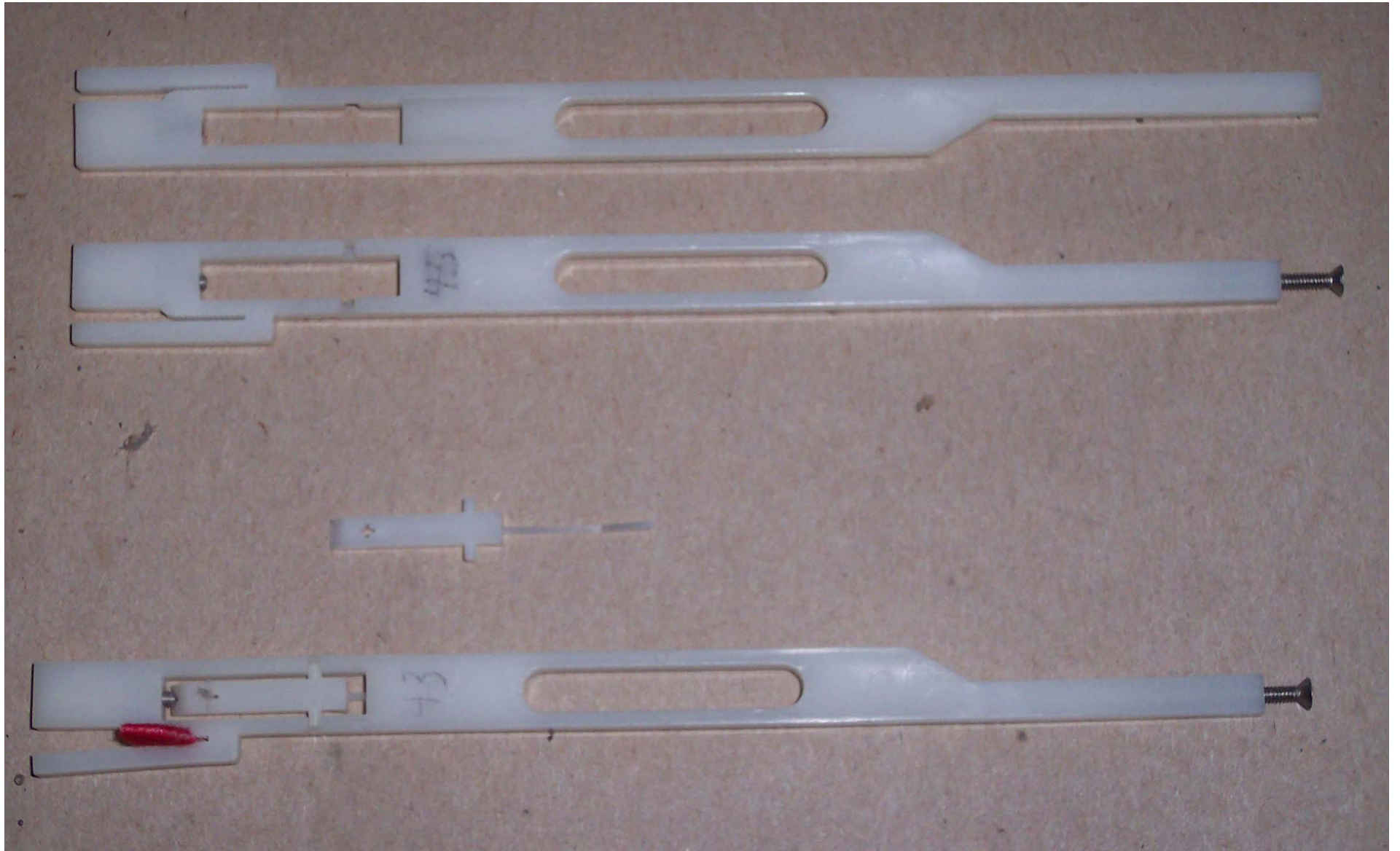
Close-up




Keys, Upper Keyboard



Jacks, Hubbard



Jack Registers, lower guide



Jacks, Registers, Hubbard



Close-up, adjusting levers




Zuckermann side adjusting



Jacks, engaged




Jacks, disengaged



Coupling - coupler dogs, off



Coupling - coupler dogs, on



Coupling



Coupling 2




Coupler Dogs and Jacks




Coupler Dogs, Jacks, angle view



Lute Stop, off



Lute Stop, engaged



Transposing 1



Transposing 2



Transposing 3



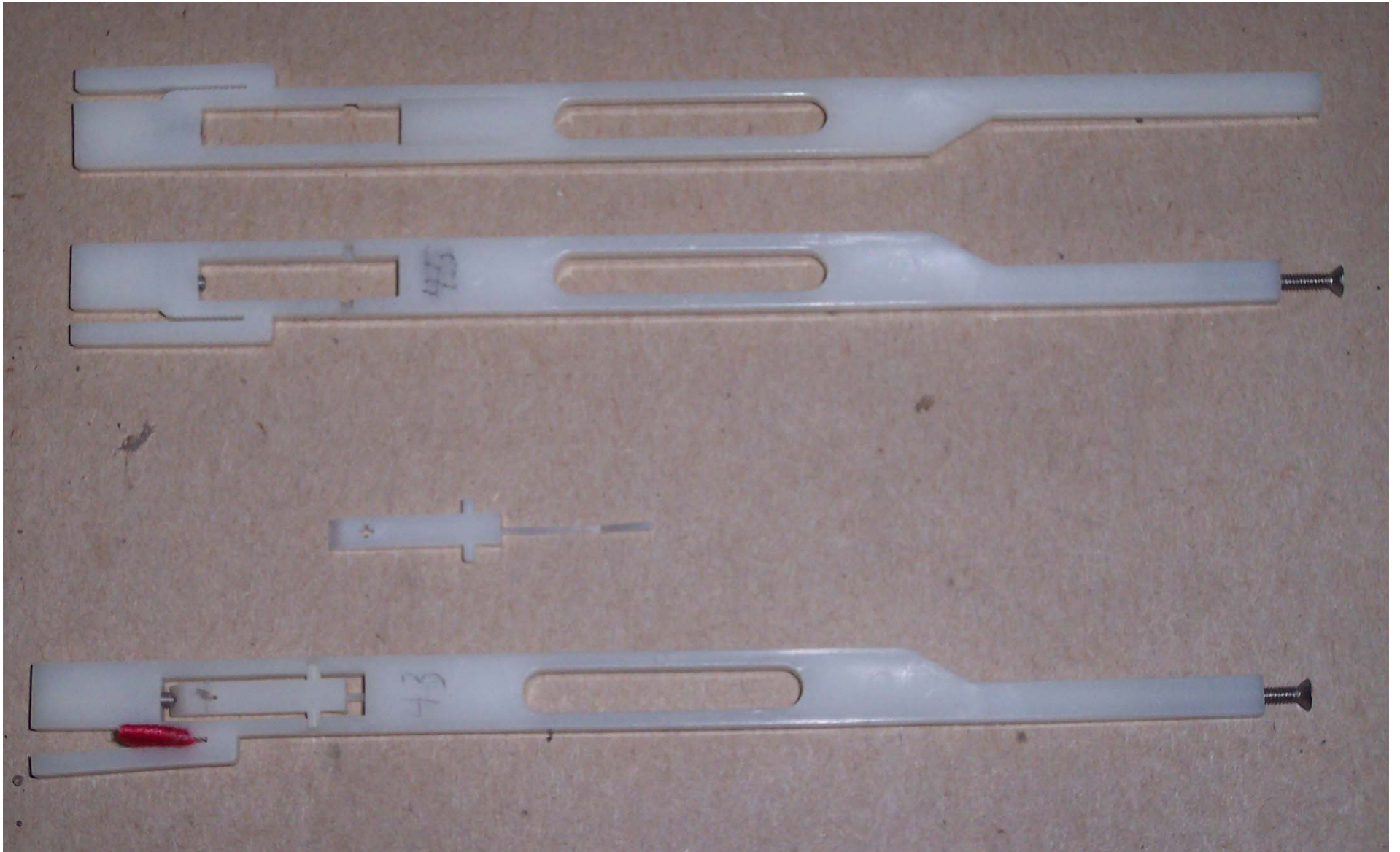
Transposing 4



Jacks, Variety



Jacks, Hubbard




Jacks, Zuckermann




Jacks, Instrument Workshop




Jacks, Burton




Jacks, Bolton



Jacks, Wooden




Jacks, “Z-box”



“Z-box” converted



Close-up



Plectra (materials)




Voicing Tools



Cut Plectrum Near Flush




Push Out Plectrum




Close up




Jack in Block/clamp




Cut Plectrum




Plectrum/Damper Relation



Narrow Plectrum



Close-up



Thin Plectrum




A collection of jewelry-making tools is arranged on a white surface. On the left is a long wooden handle with a metal hook at the top. Next to it is a hammer with a yellow handle and a metal head. In the center is a mandrel with a black handle and a metal head, with the word "CHINA" visible on the handle. To the right of the mandrel is a reamer with a wooden handle and a metal head. Further right is a punch with a wooden handle and a metal head. At the bottom right is a small metal tool with a wooden handle. The tools are arranged in a row, showing their different shapes and sizes.




Harpsichord Wire




Tail-tying



Tail-tying, Alternate



Becket-less Coil



Miscellaneous Tools/Supplies

